


Best Room

THE inte@lligent Hotel Solution





Best Room = Green Room + Room Control + Room Communication

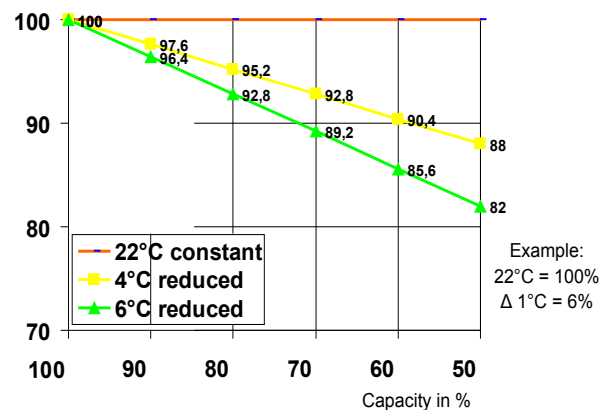
Green Room united Room R# - Technique T# - Person P#

R#: as long as it is not used, every available room is operating in energy saving standby mode

T#: active control of heating, air condition, ventilation, shading. The room is only activated during occupancy. Temperature and ventilation are adjusted to the defined climate.

P#: From CheckIn the room automatically has the right temperature, is adequately ventilated, the blinds are opened and the lighting creates a convenient atmosphere. From the time of moving into the room every guest has the opportunity to adapt temperature, light and blinds to his sensibility. Regular guests may even have a personal climate profile controlled by the system.
If the room is not used during daytime, the blinds may be closed in order to lower heating costs in winter and release air condition in summer, saving a lot of energy costs.

Economy



Temperature reduction:

Experience from the field confirm the rule of thumb, thereby approximately 6% per °C reduced heating energy to be saved. With a decrease of 4 °C nearly one quarter of the energy consumption can be reduced for that period. If more differing usage and lesser usage the rooms so much better is energy conservation

Best Room - independent of position

With customary control elements - "all over the world"

Due to the use of Internet-Browser-Technology the system may be controlled by any authorized Internet connection. This enables central management and controlling of several objects. Common look-and-feel elements and even the connection with video images may let you forget the technique behind.

Logical intuitive user interfaces, allow query and operation via PC, Notebook, mobile phone, PDA or VoIP phone.



Telephone



Mobil phone



PDA / MDA



PC / Laptop



Room Control

From the time of Check In the guest has got the option to define his own personal settings and feel-well parameters by VoIP phone. He may change the temperature, switch light scenarios, open or close the blinds, . . . etc.



Room Communicaton

This touch panel does not only offer room controls, it also offers a variety of other possibilities. The guest may be welcomed in his language on the screen or may receive interesting offers at any time (menu, events, excursions, . . .) He may receive images from webcams, browse the Internet. The guest will always be thankful for the latest infos and news. The greater the supply, the greater the demand.

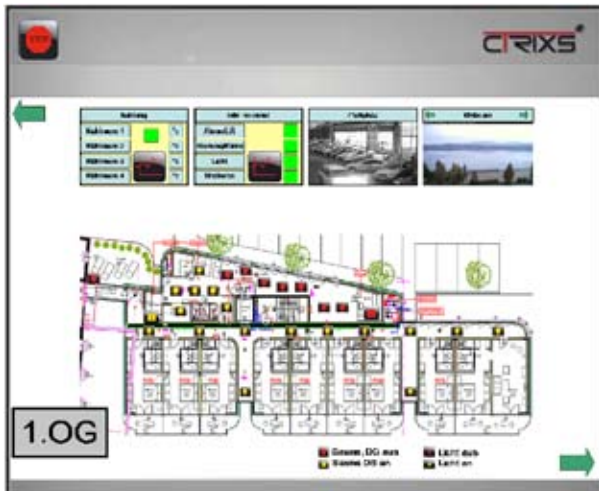


Best Room - servant of two masters



- ✓ Clear visualization of room occupany, easier management
- ✓ Lower operation costs through intelligent automated room control (active-passive)
- ✓ Green aware allows energy to be used carefully, deviations of normal consumption values are displayed immediately, stress peaks are avoided
- ✓ History recordings enable evaluation even from various locations combined (hotel chains)
- ✓ Central alarms at critical operating conditions through interfaces to existing in-house equipment of different manufacturers and technology (therefore easily expandable)
- ✓ Control of general areas and the rooms in a system using conventional switches and controls or IP devices such as PC, notebook, mobile phone, PDA, VoIP phone ,.... simply over any device equipped with Internet browser
- ✓ Touchpanel as input device and as communication center. (for deals, tours, advertising, information ...)
- ✓ Feel-well guarantee for guests, from Check in and Check out, greeting and/or information in their language.
- ✓ Functions on the control panels can easily be extended or altered (additional circuitry, access, temperature, etc.)
- ✓ Integration of video data (IP), information via web cam, internet, etc.

User Interface

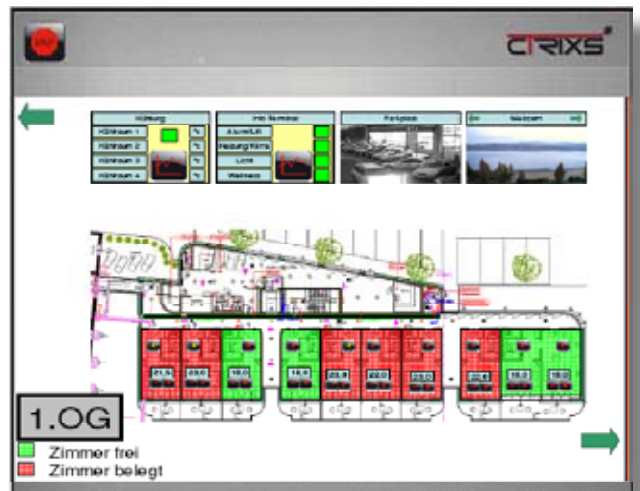


General Control „Best Room“

Lights, heating, monitoring, etc. are visualized and filed with the appropriate switching icons in a floor plan.

By tapping the icons the lights are switched on, temperature is set, images from surveillance cameras are obtained,...

All alarms are logged and displayed on the monitor for further processing. If alarms are not confirmed, they will be forwarded according to your organizational structures.



Room management „Best Room“

Occupied/available rooms will be clearly displayed.

Free rooms will be managed in energy-saving standard mode.

Up from the time of reservation the room is in activated mode and the climate is individually set. These parameters remain until the guest leaves. Then the room will be automatically switched back to the low-cost standby mode.



Room Control „Best Room“

Optional touch panels complete the comfort control.

Real pictures allow switching of lights, blinds, etc. by just tapping it on the photo.

The visualization can be adapted to your needs, if wanted.

With cTriXS best room, you can control different devices from different manufacturers, IP-based. You are always well informed about operations in-house, all transactions are recorded and are still available for a long time afterwards. Monitoring, alarming and controlling is possible via conventional control devices such as PC, notebook, mobile phone, etc.